



OUR LADY OF MOUNT CARMEL 2014 SCHOOL PERFORMANCE DATA



SYSTEM AND AUSTRALIAN GOVERNMENT ACCOUNTABILITY REGULATIONS REQUIRE THAT EACH SCHOOL REPORTS TO ITS COMMUNITY ON SCHOOL PERFORMANCE IN A NUMBER OF KEY AREAS.

Contextual Information

Our Lady of Mount Carmel School is situated in Mullewa, 450km North of Perth and 100km East of Geraldton. The school was established in 1914 by the Presentation Sisters and their mission statement still continues to be relevant today. We are about developing an active faith community to 'Love one another as I have loved you' - our school motto. The school is a thriving co-educational school and caters for approximately 74 students from Kindergarten to Year 7. The majority of students live on farms and travel to school by bus. The increase of mining in the area has also seen an increase in the number of families moving to the town. The school has strong links with the parish. Parental involvement is also an integral part of the school life and it is through this that the School Board and the P&F Association are able to provide the most needed resources. The school is dedicated to developing the whole child, intellectually, physically, socially and emotionally, based on the Gospel values of the church. Each classroom is equipped with computers and an interactive white board. The entire staff, teaching and non teaching are fully committed in providing the best Catholic education for children in their care.



Teacher Qualifications

Bachelor of Education	4
Diploma of Education	1
Bachelor of Arts	1
Master of Education	2
Doctorate of Education	1

Workforce Composition

	Male	Female	Indigenous
Teaching	1	7	
Non Teaching		10	1

Student Attendance

Average attendance rate (percentage) for 2013: 87%

Individual class breakdown:

Year 1	78%
Year 2	88%
Year 3	89%
Year 4	79%

Year 5	85%
Year 6	96%
Year 7	91%

NAPLAN Student Outcomes

This table is from the ACARA MySchools website www.myschool.edu.au

Year 7 data is not shown as the sample size is too small. This information is available upon request.

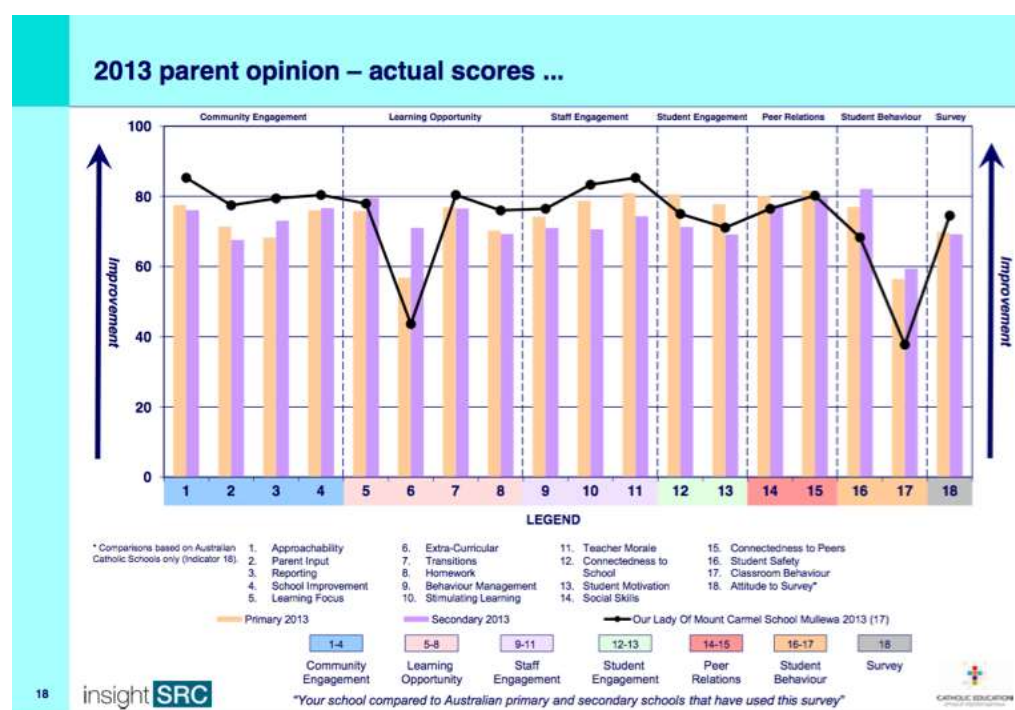
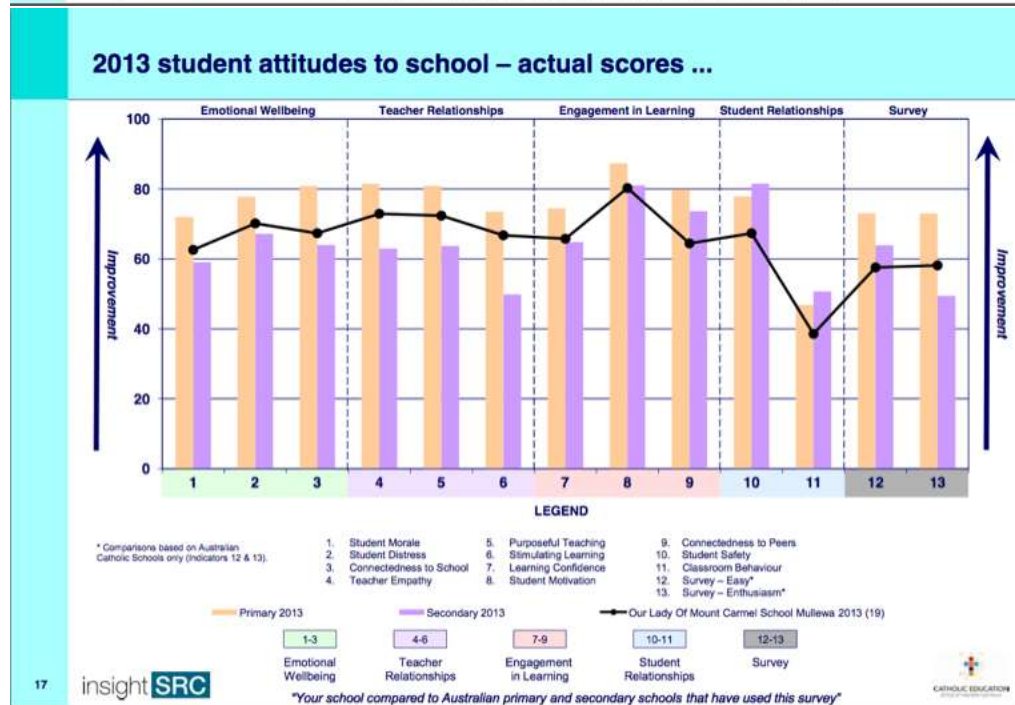
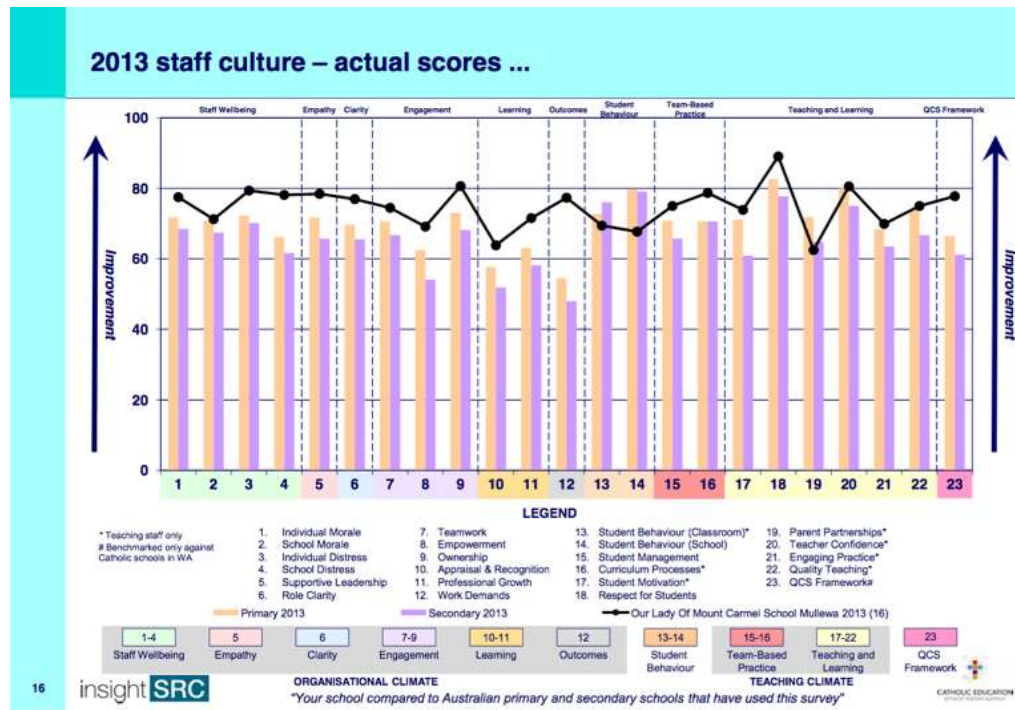
2008	2009	2010	2011	2012	2013				
Colour Scheme <input type="button" value="Red & Green"/> <input type="button" value="Submit"/> Alternate view: Results in graphs									
Reading		Persuasive Writing		Spelling		Grammar and Punctuation		Numeracy	
353 315 - 391		307 276 - 338		321 283 - 359		371 326 - 415		321 291 - 352	
SIM 385 376 - 394		ALL 419 375 - 391		SIM 383 368 - 385		ALL 411 381 - 401		SIM 368 360 - 376	
ALL 419		SIM 383		ALL 411		SIM 391		ALL 428	
488 444 - 532		432 394 - 470		434 396 - 472		442 398 - 486		456 424 - 489	
SIM 473 464 - 481		ALL 502 436 - 452		SIM 462 454 - 470		ALL 494 455 - 474		SIM 454 445 - 462	
ALL 502		SIM 444		ALL 478		SIM 464		ALL 501	
-		-		-		-		-	
SIM 508 500 - 515		ALL 541 472 - 489		SIM 481 508 - 523		ALL 549 488 - 506		SIM 508 500 - 516	
ALL 541		SIM 481		ALL 517		SIM 497		ALL 535	
SIM 508		ALL 541		SIM 516		ALL 549		SIM 508	
ALL 541		SIM 481		ALL 517		SIM 497		ALL 535	

Post-School Destinations

Our Year 6/7 students high school destinations are as follows:

Nagle Catholic College	3
John Willcock	2
Geraldton Grammar	1
Strathalbyn Christian College	1
Aquinas College	1
St Brigid's College	1
Morowa District High School	1
Mandurah High School	1

Parent, Teacher and Student Satisfaction



School Income 2012

Detailed school income data can be accessed on the ACARA MySchools website www.myschool.edu.au

Total net recurrent income	\$1 440 107
Per student net recurrent income	\$ 25 716
Total capital expenditure	\$ 68 333

